

Rheumatology Center of Excellence

The Rheumatology Center of Excellence at PracticeUpdate.com is a free virtual institute and online community focused on the diagnosis and treatment of rheumatology.

Meet the Rheumatology Editorial Board:



Hyon K. Choi MD, DrPH
Editor-in-Chief



Marcy Bolster, MD
Associate Editor



Amy C. Cannella, MD, MS, RhMSUS
Associate Editor

Exclusive Features:



Lupus Institute – Engage with new research, expert opinions, news, and more on lupus erythematosus in our Lupus Institute.



Colleague insights – Expert faculty select and contextualize the most important articles from top medical journals.




Conferences – Get up-to-the-minute expert reports and coverage on Rheumatology from key conferences.



Resource Library – Access free textbook chapters, simplified guidelines, and ClinicalKey® Clinical Overviews.

For more information visit rh.PracticeUpdate.com

PracticeUpdate.com is a free online resource for medical information and expert insights. Join today for unlimited access to unique interactive features, critical context on the latest research, and practice-changing commentaries.



JOURNAL OF ARTHROSCOPY AND JOINT SURGERY

JAJS

Official Journal of the International Society for Knowledge for Surgeons on Arthroscopy and Arthroplasty (ISKSA)

Indexed In Scopus & Embase

Volume 8 Number 2 April-June 2021

**E-ISSN: 2214-9635
P-ISSN: 2542-6001**

Available online at www.sciencedirect.com

ScienceDirect



ISKSAA International Society for Knowledge for Surgeons on Arthroscopy and Arthroplasty

ISKSAA (International Society for Knowledge for Surgeons on Arthroscopy and Arthroplasty) is a society of orthopaedic surgeons from around the world to share and disseminate knowledge, support research and improve patient care in Arthroscopy and Arthroplasty. We are proud to announce that ISKSAA membership has crossed the **2000** mark (India & Overseas) with members from **over 40 countries** making it the **fastest growing Orthopaedic Association in the country & region** in just 8 years of its inception . With over **400000 hits from over 166 countries** on the website **www.isksaa.com** & more and more interested people joining as members of ISKSAA, we do hope that ISKSAA will stand out as a major body to provide opportunities to our younger colleagues in training, education and fellowships.

Our Goals.....

- To provide health care education opportunities for increasing cognitive and psycho-motor skills in Arthroscopy and Arthroplasty
- To provide CME programs for the ISKSAA members as well as other qualified professionals.
- To provide Clinical Fellowships in Arthroscopy and Arthroplasty
- To provide opportunities to organise and collaborate research projects
- To provide a versatile website for dissemination of knowledge

ISKSAA Life Membership

The membership is open to Orthopaedic Surgeons, Postgraduate Orthopaedic students and Allied medical personal interested in Arthroscopy & Arthroplasty.

Benefits of ISKSAA Life membership include....

- **Free Subscription** of ISKSAA's official , SCOPUS INDEXED , EMBASE INDEXED peer reviewed , online scientific journal **Journal of Arthroscopy and Joint Surgery (JAJS)** .
- Eligibility to apply for **ISKSAA's Prestigious Fellowship Programme**. We have finalised affiliations with ESSKA , ISAKOS , BOA , BASK , BOSTAA , BESS , Edge Hill University at Wrightington and FLINDERS MEDICAL CENTRE , IMRI AUSTRALIA to provide more **ISKSAA Fellowships** in India , UK , USA , Australia and Europe . We have offered over **400 Clinical Fellowships as of date including 54 in ISKSAA 2014 , 40 in ISKSAA 2015 , 63 in ISKSAA 2016 , 55 in ISKSAA 2017 , 20 in ISKSAA 2018 & 100 in ISKSAA 2019 and over 50 ISKSAA Wrightington MCh Fellowships from 2014 to 2018 .**
- We have initiated **ISKSAA JOD & ISKSAA WHA paid fellowship programs** from 2017 for 2 months based in Australia .
- **The current round of 100 ISKSAA fellowships interviews were held in ISKSAA BESS 2019 in March 2-3rd 2019 for 2019 and 2020 at New Delhi along with the ISKSAA Wrightington MCh Fellowships .**
- **The next round of ISKSAA fellowship interviews will be in third quarter of 2021 at New Delhi .**
- We had offered **60 1 week ISKSAA certified Fellowships** from 11th – 15th June & 25-29th June 2018 for ISKSAA members registered for ISKSAA LEEDS 2018 on a first come first basis .
- Only as a life member , you can enjoy the benefit of **reduced Congress charges** in future ISKSAA Conferences .
- **Member's only section** on the website which has access to the conference proceedings and live surgeries of ISKSAA 2012 , 2013 , 2014 & 2016 along with a host of other educational material .
- Important opportunity for interaction with world leaders in Arthroscopy & Arthroplasty .
- Opportunity to participate in ISKSAA courses and workshops

To enjoy all the benefits & privileges of an ISKSAA member, you are invited to apply for the Life membership of ISKSAA by going to the membership registration section of the website and entering all your details electronically. All details regarding membership application and payment options are available on the website (www.isksaa.com)

XYATA LIFESCIENCES LTD.
HONG KONG
www.xyata.hk



XYATA LIFESCIENCES PVT. LTD.
INDIA
www.xyata.in

offers the highly specialized range



FOR OSTEOARTHRITIS MANAGEMENT

Cross Linked

BIOVISC
ORTHO SINGLE PFS
Hyaluronic Acid Inj. 3ml (90mg / 3ml)

Optimum Volume, Sustained Effect

90 High Concentration HA

Cross-Linked

High Molecular Weight

HYNEES[®]
PFS
Sodium Hyaluronate Inj. 2ml (10mg / ml)

For effective management of osteoarthritis

Non Avian Source

High Molecular Weight

FOR OSTEOPOROSIS MANAGEMENT

Recombinant Human Parathyroid Hormone (1-34)

ELEVOSTEO[®]
Teriparatide Injection (rDNA origin)
ELEVATING OSTEOGENESIS

Increases Bone Formation

Reduces Risk of Fractures

ZOLVOID[®]
Zoledronic Acid Infusion 5mg/100ml

The GOLD STANDARD in Osteoporosis Treatment

Once A Year Dose

Effective and Safe

For Comprehensive Mobility Solutions

A WHO - GMP Certified Company

NATIONAL TOLL FREE HELPLINE: 1800 1111 55

An ISO : 9001 - 2008 Certified Company

Journal of Arthroscopy and Joint Surgery

An official publication of International Society for Knowledge for Surgeons on Arthroscopy and Arthroplasty

(ISSN: 2214-9635)

Volume 8, Number 2, April–June 2021

Aims and Scope

Journal of Arthroscopy and Joint Surgery (JAJS) is committed to bring forth scientific manuscripts in the form of original research articles, current concept reviews, meta-analyses, case reports and letters to the editor. The focus of the Journal is to present wide-ranging, multi-disciplinary perspectives on the problems of the joints that are amenable with Arthroscopy and Arthroplasty. Though Arthroscopy and Arthroplasty entail surgical procedures, the Journal shall not restrict itself to these purely surgical procedures and will also encompass pharmacological, rehabilitative and physical measures that can prevent or postpone the execution of a surgical procedure. The Journal will also publish scientific research related to tissues other than joints that would ultimately have an effect on the joint function.

Author inquiries

You can track your submitted article at <http://www.elsevier.com/track-submission>. You can track your accepted article at <http://www.elsevier.com/trackarticle>. You are also welcome to contact Customer Support via <http://support.elsevier.com>

Copyright

© 2021, International Society for Knowledge for Surgeons on Arthroscopy and Arthroplasty. Published by Elsevier B.V. All rights reserved. Papers accepted for publication become the copyright of *International Society for Knowledge for Surgeons on Arthroscopy and Arthroplasty*, and authors will be asked to sign a transfer of copyright form, on receipt of the accepted manuscript by Elsevier. This enables the Publisher to administer copyright on behalf of the Authors, whilst allowing the continued use of the material by the Author for scholarly communication.

This journal and the individual contributions contained in it are protected under copyright by Elsevier B.V., and the following terms and conditions apply to their use:

Photocopying

Single photocopies of single articles may be made for personal use as allowed by national copyright laws. Permission of the Publisher and payment of a fee is required for all other photocopying, including multiple or systematic copying, copying for advertising or promotional purposes, resale, and all forms of document delivery. Special rates are available for educational institutions that wish to make photocopies for non-profit educational classroom use.

For information on how to seek permission visit <http://www.elsevier.com/permissions> or call: (+44) 1865 843830 (UK) / (+1) 215 239 3804 (USA).

Derivative Works

Subscribers may reproduce table of contents or prepare lists of articles including abstracts for internal circulation within their institutions. Permission of the Publisher is required for resale or distribution outside the institution. Permission of the Publisher is required for all other derivative works, including compilations and translations (please consult www.elsevier.com/permissions).

Electronic Storage or Usage

Permission of the Publisher is required to store or use electronically any material contained in this journal, including any article or part of an article (please consult www.elsevier.com/permissions).

Except as outlined above, no part of this publication may be reproduced, stored in a retrieval system or transmitted in any form or by any means, electronic, mechanical, photocopying, recording or otherwise, without prior written permission of the Publisher.

Notice

No responsibility is assumed by the Publisher for any injury and/or damage to persons or property as a matter of products liability, negligence or otherwise, or from any use or operation of any methods, products, instructions or ideas contained in the material herein. Because of rapid advances in the medical sciences, in particular, independent verification of diagnoses and drug dosages should be made.

Although all advertising material is expected to conform to ethical (medical) standards, inclusion in this publication does not constitute a guarantee or endorsement of the quality or value of such product or of the claims made of it by its manufacturer.

Subscription information

The *Journal of Arthroscopy and Joint Surgery* (ISSN: 2214-9635) is published thrice a year. The annual price for **individual subscription** based in India is **INR 3600**; and for international subscribers, the annual price is **USD 60**. For **institutional subscription** within and outside India, please contact the Publishers office at journals.india@elsevier.com.

Further information is available on this journal and other Elsevier products through Elsevier's website (<http://www.elsevier.com>). Subscriptions are accepted on a prepaid basis only and are entered on a calendar year basis. Issues are sent by standard mail. Priority rates are available upon request. Claims for missing issues should be made within six months of the date of dispatch.

Orders, claims, advertisement and journal inquiries: Please visit our Support Hub page <https://service.elsevier.com> for assistance.

Editorial Office: Dr Pushpinder Singh Bajaj, Bajaj Specialist Clinics, B-7/5 Safdarjung Enclave, New Delhi – 110029. Tel: 41057555 / 41057556 / 41057557. Email: psbajaj@hotmail.com.

Journal of Arthroscopy and Joint Surgery

An official publication of International Society for Knowledge for Surgeons on Arthroscopy and Arthroplasty

(ISSN: 2214-9635)

Volume 8, Number 2, April-June 2021

Editors-in-Chief

MR SANJEEV ANAND UK

DR AMOL TAMBE UK

PROF HEMANT PANDIT UK

Executive Editors

PROF LALIT MAINI Delhi
PROF RAVI GUPTA Chandigarh

Managing Editor

DR PUSHPINDER BAJAJ Delhi

Deputy Editor

MR KAPIL KUMAR UK

Section Editors

Trauma & Rehabilitation

DR ALEXANDER WOOD UK

Hip

DR AJAY AGGARWAL USA

Foot & Ankle

DR MUNEESH BHATIA UK

Training & Education

DR JANAK MEHTA Australia

Arthroplasty

DR MANOJ SOOD UK

Pediatric Orthopaedics

DR PARMANAND GUPTA

Orthopaedic Oncology

DR MANISH PARUTHI

Elbow, Wrist & Hand

DR RAJ MURALI UK

Shoulder

DR MANIT ARORA Mohali

Associate Editors

DR DINESH PATEL USA
DR PONKY FIRER South Africa

PROF JEGAN KRISHNAN Australia
DR GURINDER BEDI Delhi

DR RAJESH SETHI UK
DR DINSHAW PARDIWALA Maharashtra

Editorial Board

PROF GIANNOUDIS UK
PROF AMAR RANGAN UK
DR KHALID MOHAMMAD New Zealand
DR MAKARAM SRINIVASAN UK
DR V BHALLAIK UK
DR PUNEET MONGA UK

DR TAOFEK ADEYEMI Nigeria
DR M S DHILLON Chandigarh
DR VIVEK PANDEY Karnataka
DR SUNDARARAJAN Tamil Nadu
DR ASHISH DEVGAN Haryana
DR RAJU EASWARAN Delhi

DR RAHUL KHARE Delhi
DR AMITE PANKAJ Delhi
DR DHANAJAY SABAT Delhi
DR AMIT SHARMA Delhi
DR YUVARAJAN P Coimbatore

Advisory Board

DR ANDREAS SETTJE Germany
DR ANANT JOSHI Maharashtra
DR ASHOK RAJGOPAL Delhi
DR ASHISH BABULKAR Pune
DR ASIT SHAH USA
DR ANIL BHAT Karnataka
MR BINOD SINGH UK
DR BINU THOMAS Tamil Nadu
DR DAVID MARTIN Australia
DR DAVID RAJAN Tamil Nadu
DR DENNY LIE Singapore
DR EDWARD T MAH Australia
DR GRAHAM MERCER Australia
DR H K WONG Hong Kong

DR HIROYUKI SUGAYA Japan
DR HITESH GOPALAN Karnataka
PROF J E MENDES Portugal
DR JAAP WILLEMS Netherlands
DR JOHN EBNEZAR Karnataka
DR JVS VIDYASAGAR Andhra Pradesh
PROF LENNARD FUNK UK
DR MARIO PENTA Australia
DR NICK WALLWORK Australia
DR NIRBHAY SHAH Gujarat
DR PAOLO PALADINI Italy
DR PARAG SANCHETI Pune
DR PETER CAMPBELL Australia
PROF P P KOTWAL Delhi

PROF RAJASEKARAN Tamil Nadu
MR RAM VENKATESH UK
MR R PANDEY UK
PROF RAJ BAHADUR Chandigarh
MR ROBERT J GREGORY UK
DR ROHIT ARORA Austria
DR SACHIN TAPASVI Pune
DR SANJAY DESAI Maharashtra
DR SANJAY GARUDE Maharashtra
DR SANJAY TRIVEDI Gujarat
DR SRIPATHI RAO Karnataka
PROF SUDHIR KAPOOR Delhi
MR VED GOSWAMI UK
DR YOUNG LAE MOON Korea

Copyright (C) 2021, International Society for Knowledge for Surgeons on Arthroscopy and Arthroplasty. All rights reserved.

Published by Elsevier B.V.

No part of the publication may be transmitted in any form or by any means, electronic or mechanical, without written permission from the Editor-in-Chief.

Disclaimer: Although all advertising material is expected to conform to ethical (medical) standards, inclusion in the publication does not constitute a guarantee or endorsement of the quality or value of such product or of the claims made of it by its manufacturer. Please consult full prescribing information before issuing prescriptions for any products mentioned in this publication.

Journal of Arthroscopy and Joint Surgery

An official publication of International Society for Knowledge for Surgeons on Arthroscopy and Arthroplasty

(ISSN: 2214-9635)

Volume 8, Number 2, April–June 2021

Table of Contents

Orthopaedic operating room considerations in covid-19 pandemic: A systematic review <i>Verma Tarun, Tiwari Anurag, Karkhur Yugal, Kumar Raj, Maini Lalit</i>	91
Surgical complications of total knee replacement after solid organ transplant: A systematic review of the literature <i>Patel J, O'Connor O, Ngu A, Melton JTK</i>	96
Pre-operative opioid use negatively impacts the outcomes of hip and knee arthroplasty: A systematic review <i>Timothy Karssiens, Sofia Eriksson, Kunal Kulkarni, Hemant Pandit</i>	102
Flexible reamers for primary anatomical ACL reconstruction- a systematic review <i>Akhil Taneja, Ashish Jaiman, Rajesh Kumar Chopra</i>	108
Evaluation of the pathological anatomy of posteromedial corner in varus osteoarthritic knees using magnetic resonance imaging <i>Mohamed Elkabbani, Amr Osman, Amr M. Khater, Mohamed Helaly, Samih Tarabichi</i>	116
Lateral epicondyle osteotomy for correction of valgus deformity during total knee arthroplasty: Surgical technique and clinical outcomes <i>Fabio Bustamante, Andres Correa-Valderrama, Willy Stangl-Herrera, Andrés A. Echeverry-Vélez, Erika J. Cantor, Tamy Ron-Translateur, Julio C. Palacio-Villegas</i>	122
Component asymmetry in bilateral total knee arthroplasty in the middle eastern population <i>Raghavan Sivaram, Atul Bandi, Saseendar Shanmugasundaram, Ahmed Tarek Hafez, Ahsan Javed Butt, Hesham Al Khateeb</i>	129
Efficacy of combined use of intravenous and intra-articular versus intra-articular tranexemic acid in blood loss in primary total knee arthroplasty: A randomized controlled study <i>Yeshe Dorji, Chandra M. Singh, Anil K. Mishra, Ajay Deep Sud</i>	134
Attune total knee arthroplasty: is there evidence of early tibial component de-bonding? A prospective cohort study with a minimum two year follow-up <i>Thomas Robinson, Samuel W. King, Richard WD. Pilling, Joseph Aderinto, Veyssi Veyssi, Owen Wall, Jonathan Lamb, Hemant Pandit</i>	139
Custom-made 3D printed patient specific guides (PSG) improves component axial alignment in total knee arthroplasty (TKA) <i>Chetan Sood, Saqib Yasin</i>	148
Cemented medial mobile-bearing Unicompartmental Knee Arthroplasty: Effects of compliance with current indications on functional outcomes and long-term survival rates <i>Luis Bernal-Fortich, Andrés Correa-Valderrama, Andres Echeverry-Vélez, Willy Stangl-Herrera, Erika Cantor, Mónica Morales, Julio César Palacio-Villegas</i>	155
Intermittent adductor canal block for post-operative pain management and faster rehabilitation following unilateral total knee replacement <i>Prateek Garg, Nikhil Verma, Anuj Jain, Simon Thomas, Shekhar Agarwal</i>	160
Does drain matter in primary total knee replacement surgeries? <i>Nishant D. Goyal, Vinay Kumar Gautam, Anshul H. Pahwa, Akansksha Banjare, Prakash Kumar, Keshav Goel</i>	166
Accuracy of magnetic resonance imaging of the knee for intra-articular pathology in children: A comparison of 3T versus 1.5T imaging <i>Graeme E. Hancock, Matthew J. Hampton, Penny Broadley, Fazal M. Ali, Nicolas Nicolaou</i>	172
Functional outcomes of paediatric medial patellofemoral ligament (MPFL) reconstruction surgery with or without patella distalisation and medialisation for recurrent patella instability <i>Andrew Hannah, Timothy Pigott, Fazal Ali, Nicolas Nicolaou</i>	177
Management of recurrent patellofemoral instability with patella alta in the skeletally immature <i>Matthew Hampton, Fazal Ali, Nicolas Nicolaou</i>	184
Return to work after medial opening wedge high tibial osteotomy <i>Cezary Kocalkowski, Darshan Angadi, Alexander Dodds, Harminder Gosal</i>	193
Flipcutter® breakage during All-inside ACL reconstruction: Possible technical errors and tips to avoid misadventure <i>Keshave Singh, Saurabh Dutt, Dhananjaya Sabat, Rakesh Sehrawat, Vinod Kumar, Pritish Singh</i>	202

ScienceDirect®

Discover more
breakthroughs



ELSEVIER



Wrightington, Wigan and Leigh

NHS Foundation Trust



Edge Hill University

ISKSAA – Wrightington International Training Fellowships leading to MCh degree (2021).

Interested candidates are invited to apply for a unique opportunity for post-graduate education and subspecialist training in the UK

1. The interested candidates are encouraged to look at the University website link . The programme is aimed at motivated candidates who wish to come to UK to obtain 2-3 years of clinical experience, specialist surgical training and an MCh degree from Wrightington Hospital and Edge Hill University.
2. The interviews are slated for May 2021 in New Delhi when the recruitment team will be visiting India. The exact dates and venues will be confirmed in due course.
3. **Having cleared the IELTS exam** before the interviews will be of advantage for final selections .
4. The Clinical posts would start in July 2021 although if candidates were to be interested for August 2022 start, they could still apply.
5. The MCh course is at the Edge Hill University and although most of the payment for the course can be made along the way in installments over the 2 years, there would be an initial Commitment of £8,000 to be made to secure the place before the formalities with Royal colleges and GMC are commenced at this End. The salary scales are detailed with the information sheet as well.
6. There will be two posts per year as the "Wrightington - ISKSAA MCh Fellowship". There would be an **assured Wrightington placement** during the 2-year UK rotation via this stream . **Only ISKSAA Life Members can apply for these posts .**
7. **THE EMAIL SHOULD MENTION ISKSAA MEMBERSHIP NUMBER VERY CLEARLY**
8. THESE ARE SALARIED JOBS IN THE NHS AND SO ARE FULLY FUNDED .

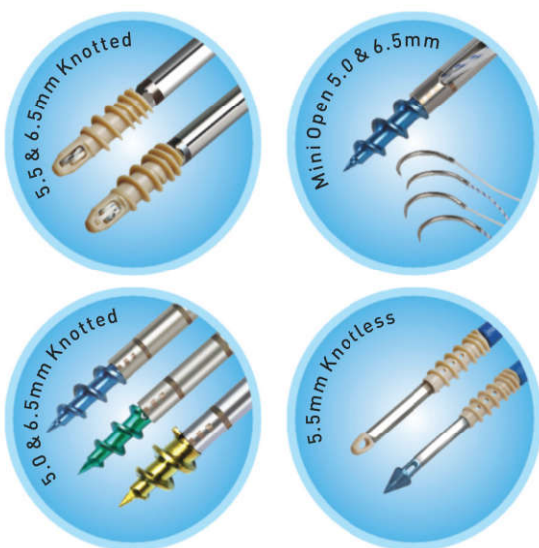


BIOTEK[®]
we put life in metal

Technology that
touches *life.*

SHOULDER ARTHROSCOPY

Suture Anchors for Rotator Cuff Repair



Suture Anchors for Slap & Bankart Repair



OPEN LATARJET

Latarjet / Coracoid Process Transfer



EXTREMITIES




Oskar[®]
Radial Head Prosthesis



Texx[®]
Total Elbow
Arthroplasty System



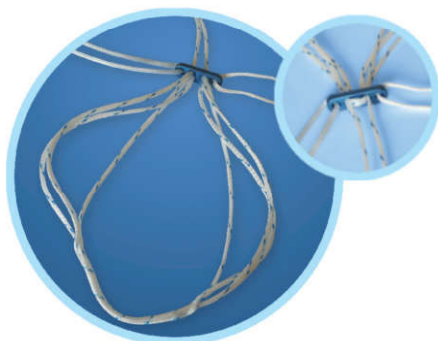


BIOTEK[®]
we put life in metal

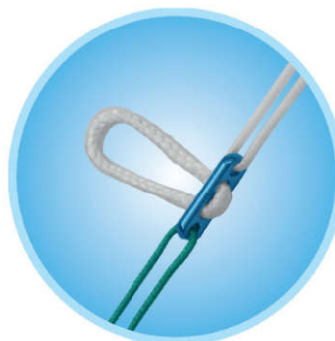
Technology that
touches *life.*

KNEE ARTHROSCOPY

Buttonfix
Adjustable Loop Device



Onbutton CL
Closed Loop Device



Offering two of the strongest soft tissue suspensory fixation devices for Cruciate Reconstruction.

Softfix-PK
Interference Screws
(PEEK)



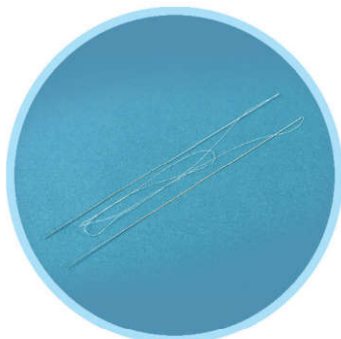
Softfix
Interference Screws
(Titanium)



Osteotwin
Bio Composite Interference
Screws



Meniscus Repair (Inside-Out)



Biddu HTO



Above all the products are CE Certified and Indian FDA.

BIOTEK[®]
we put life in metal

BIOTEK - Chetan Meditech Pvt. Ltd.

Opp. V. S. Hospital, Ellisbridge, Ahmedabad 380 006. Gujarat, INDIA.

Phone: +91 79 2657 8092, 40098394, 79 2657 7639

Email: info@biotekortho.com Website: www.biotekortho.com



Contents lists available at ScienceDirect

Journal of Arthroscopy and Joint Surgery

journal homepage: www.elsevier.com/locate/jajs

Review article

Orthopaedic operating room considerations in covid-19 pandemic: A systematic review

Verma Tarun ^a, Tiwari Anurag ^{b,*}, Karkhur Yugal ^c, Kumar Raj ^d, Maini Lalit ^e^a Department of Orthopaedics, Medical College Baroda and SSG Hospital, Vadodara, Gujarat, India^b Department of Orthopaedics, Gandhi Medical College, Bhopal, India^c Orthopaedics and Joint Replacement, Managing Head- Orthopaedic Services, Orthocure Clinics Pvt Ltd, Gurugram, India^d Department of Orthopaedics, All India Institute of Medical Sciences, New Delhi, India^e Department of Orthopaedics, Maulana Azad Medical College, New Delhi, India

ARTICLE INFO

Article history:

Received 23 January 2021

Accepted 19 February 2021

Available online 23 February 2021

Keywords:

COVID-19

Corona

Operating room

Orthopaedics

ABSTRACT

Purpose: Worldwide COVID 19 has affected the medical practices and Orthopaedics is not any different. Despite risk, the surgeons cannot deny the surgical procedure on patients with suspected or confirmed COVID 19 infection. The purpose of this manuscript is to review various operating room measures which are recommended and being followed to carry out orthopaedic surgeries in the current scenario of COVID 19 pandemic. The information would be useful for orthopaedic surgeons to carry out safe surgical practice for reducing the transmission of COVID 19 infection.

Method: ology: A systematic literature search was performed using search engines- PubMed, Google Scholar and Scopus from January to August 2020 for relevant research articles. The keywords utilized for systematic literature search were “COVID 19”, “Corona virus” and “Operating room”, “Orthopaedic procedure” in 4 combinations. Duplicates were excluded. Further sorting was done according to the pre-set inclusion and exclusion criteria. Original articles pertaining to orthopaedic surgery and operating room in COVID 19 and available in English language were included. Editorials, case reports, other speciality articles were excluded.

Results: 16 articles were finally included in review after screening for titles, abstracts and full texts. The information obtained is presented as a narrative review.

Conclusion: Various important recommendations include use of negative pressure OR, HEPA filters, dedicated separate OR for COVID positive and suspected patients with well defined separate corridors for transport, avoid AGP wherever possible, minimize the number of assistants and staff and follow strict sanitation protocols after each surgery. A well planned systematic approach is warranted to mitigate the risk of transmission of COVID 19 while carrying out orthopaedic surgeries.

© 2021 Published by Elsevier, a division of RELX India, Pvt. Ltd on behalf of International Society for Knowledge for Surgeons on Arthroscopy and Arthroplasty.

1. Introduction

Covid-19 or SARS-CoV-2 is an infectious disease that has spread rapidly over the entire world.^{1,2} The outbreak was started from Wuhan province, China in December 2019, and World Health Organisation (WHO) has declared it as pandemic in March 2020.³

Covid-19 has heavily affected the healthcare system. Elective orthopaedic procedures were postponed in order to reduce the

burden on health system. As the number of cases are now decreasing, the elective surgeries may have to be resumed. While operating on covid suspected or positive patient, there is high probability of getting infection to surgeons and other staff in operating room, it must be ensured that all surgeries be done safely, without exposing patients or health-care providers to infection.⁴

The purpose of this systematic review is to look at the current literature on methods required for conducting safe orthopaedic surgeries during COVID-19 pandemic and formulate practical recommendations on desired changes in the operating room while performing orthopaedic procedure on a covid-19 suspected or positive patient.

* Corresponding author. # 212, 2nd Floor, Trauma Block, Gandhi Medical College, Royal Market, Bhopal, 462001, India.
E-mail address: dranurag.tiwari@gmail.com (T. Anurag).

2. Material and methods

A systematic literature search was performed using PubMed, Google scholar and Scopus. The electronic database was screened of all the articles published between January 2020 to August 2020. The search was conducted using following keywords- “COVID 19”, “coronavirus”, “orthopaedic procedures” and “operating room” in different combinations. The selected articles were sorted in an excel sheet and the duplicate articles were removed. Original articles pertaining to orthopaedic surgeries in COVID patients available in English language were included in the review. Case reports and editorials were excluded from the study. The selected articles were initial screened through titles and thereafter by abstract reading and final list were prepared after full text reading.

3. Results

After removing the duplicate articles, we obtained 630 articles from our electronic search using the combinations of keywords. These 630 articles were screened using our exclusion criterion and 229 articles were obtained.

A second screening of these 229 articles was conducted by going through the titles. One hundred seven articles were excluded and 122 articles were selected. When conducting the second screening of 122 articles on the basis of abstract reading, 106 articles were removed. The final list of 16 articles was made (Fig. 1). These 16 articles were randomly distributed amongst 4 authors for full text reading. These 16 articles are listed in Table 1.

As the data was heterogenous, it was not possible to perform a systematic review and the obtained information is provided as a narrative review.

4. Discussion

The data extracted from the included articles is discussed under the following headings for simplification.

4.1. Screening

It has become a practice to screen each patient requiring surgery for COVID 19. Screening includes history of contact, symptoms of COVID and tests including rapid antigen test, RT-PCR as well as CT chest.⁹ Although there is risk of infection, it is impossible for surgeons to avoid operating in all suspected or COVID positive patients. Surgeons require to decide whether to operate or not on the basis of patient's clinical status, indication of surgery (urgent/emergency/non-urgent) and available resources.⁹

4.2. Operating room (OR) ventilation

Usually, the direction of airflow in the operating room complex is from the OR towards the surrounding area (positive pressure).²⁴ A positive pressure OR is one in which the air pressure inside the OR exceeds that of the surrounding adjacent areas and hence restricts contamination of surgical field by contaminants from surrounding environment. A negative pressure OR on the other hand is one which maintains lesser air pressure inside than the surrounding environment and hence restricts any dissemination from within the OR. Positive pressure environment is utilized to reduce the risk of surgical site infection by contamination; however, it will not restrict the dissemination of infectious particles from inside the OR to outside environment. Hence, a negative pressure OR with separate ventilation system and HEPA filter is desirable for performing surgery on COVID 19 positive/suspected patient to mitigate the risk of cross transmission amongst patients and staffs. Twelve

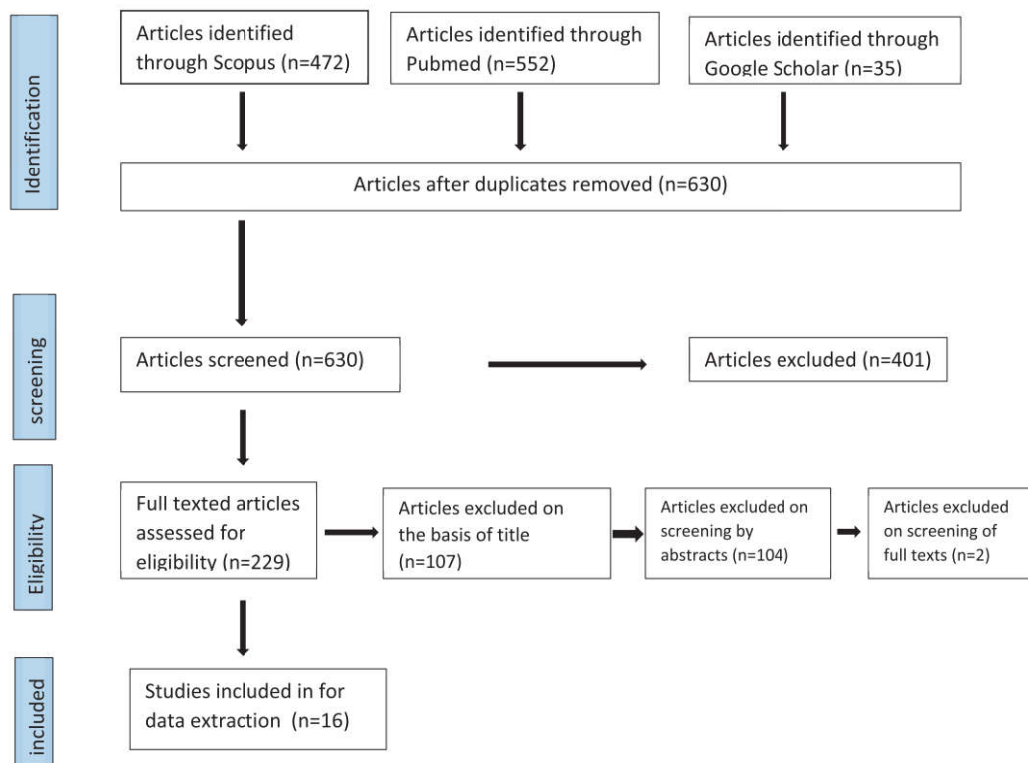


Fig. 1. Prisma Flow diagram showing the flow of information in the systematic review.

Table 1

Summary of total articles reviewed.

Sr. No.	Author	Article	OR environment				
			Negative pressure OR	HEPA Filter	Laminar airflow	AC	Separate OR for COVID
1	Abdelnasser MK et al. ⁵	COVID-19. An update for orthopaedic surgeons	Yes, with separate ventilation system	Recommends to add HEPA filters to positive pressure room if negative pressure not available,	N.A	No	Yes
2	Ambrosio L et al. ⁶	The role of the orthopaedic surgeon in the COVID-19 era: cautions and perspectives	Yes; If not available, turn off positive pressure and use HEPA filter	HEPA filter with frequent air exchange to be used In case of positive pressure OR	N.A	N.A	Yes
3	Barry TWL et al. ⁷	In the Extraordinary Times of Coronavirus Disease 2019: Clinical Strategies for Performing Spinal Surgery	Yes; 6–12 cycles of air change per hour	N.A	N.A	N.A	Yes, with specific access corridors
4	Casiraghi A et al. ⁸	Operational strategies of a trauma hub in early coronavirus disease 2019 pandemic	N.A	N.A	N.A	N.A	Yes
5	de Caro F et al. ⁹	Returning to orthopaedic business as usual after COVID-19: strategies and options	Yes	N.A	N.A	N.A	N.A
6	Ding BTK et al. ¹⁰	Operating in a Pandemic: Lessons and Strategies from an Orthopaedic Unit at the Epicenter of COVID-19 in Singapore	Yes	Minimum 15 air changes per hour through HEPA filter	NA	NA	NA
7	Geevarughese NM and Ul-Haq R ¹¹	Aerosol generating procedures in orthopaedics and recommended protective gear	Negative pressure OR with minimum 12 air changes per hour for AGPs	Exhaust air is filtered through HEPA	NA	NA	NA
8	Hirschmann MT et al. ¹²	COVID-19 coronavirus: recommended personal protective equipment for the orthopaedic and trauma surgeon	N.A	N.A	N.A	N.A	N.A
9	Kenanidis E et al. ¹³	Organizing an Orthopaedic Department During COVID-19 Pandemic to Mitigate In-Hospital Transmission: Experience From Greece	Negative pressure OR	Yes	N.A	N.A	Yes
10	Mi B et al. ¹⁴	COVID-19 Orthopaedic Safe Care Toolset: Guidelines for the Diagnosis and Management of Patients with Fracture and COVID-19	Negative pressure OR/Independent airflow system	N.A	Laminar airflow to be switched off immediately after surgery	N.A	N.A
11	Parvizi J et al. ¹⁵	Resuming Elective Orthopaedic Surgery During the COVID-19 Pandemic: Guidelines Developed by the International Consensus Group (ICM)	Ventilation system with minimum 20 air changes per hour. Normal positive pressure OR for elective procedures No need of negative pressure; Though in room air filters, negative pressure ante chamber can be used.	Yes	N.A	N.A	N.A
12	Sadigale O et al. ¹⁶	Resuming arthroplasty: A well aligned and a balanced approach in the COVID-19 era	Negative pressure OR with 20 air changes per hour is recommended; Avoid positive pressure OR	N.A	Yes	N.A	N.A
13	Service BC et al. ¹⁷	Medically Necessary Orthopaedic Surgery During the COVID-19 Pandemic: Safe Surgical Practices and a Classification to Guide Treatment	Yes	N.A	N.A	N.A	N.A
14	Verma V et al. ¹⁸	Adapting Policy Guidelines for Spine Surgeries During COVID-19 Pandemic in View of Evolving Evidences: An Early Experience From a Tertiary Care Teaching Hospital Recommendations of protective measures for orthopaedic surgeons during COVID-19 pandemic	N.A	Individual OR having separate ventilation system and HEPA filters	N.A	N.A	N.A
15	Wang Y et al. ¹⁹	Recommendations of protective measures for orthopaedic surgeons during COVID-19 pandemic	Negative pressure OR (- 5 Pa)	Hepa filter must be used	N.A	N.A	Yes
16	Stinner DJ et al. ²⁰	The Orthopaedic Trauma Service and COVID-19: Practice Considerations to Optimize Outcomes and Limit Exposure	Negative pressure OR	N.A	N.A	N.A	Yes

out of 16 articles recommend use of a negative pressure OR, whereas one article¹⁵ mentions that there is no need of negative pressure OR and a positive pressure OR with minimum 20 air changes per hour and in-room air filter and negative pressure antechamber can be used for elective surgeries. Since positive-pressure ORs are usually utilized to reduce the risk of surgical contamination,^{6,24} there conversion to negative pressure OR in the wake of this COVID pandemic should be planned carefully and will

require OR maintenance. Some hospitals have ORs with reversible ventilation mode, while others also have positive-pressure ORs with a negative pressure anteroom.²⁰ If it is not feasible to have a negative pressure OR, positive pressure should be turned off and a HEPA filter with frequent air changes should be used.²³ One article mentions about air conditioner in OR and recommend that AC should be switched off during the surgery.⁵ One article on resuming arthroplasty surgeries recommends use of laminar air flow in a

negative pressure OR.¹⁶ Only one article mentions the value of recommended pressure in negative pressure OR to be -5 Pa .¹⁹ Recommended air changes per hour in OR ventilation is variable in different articles. Barry TWL et al.⁷ recommend 6–12 air change per hour for aerosol generating procedures; Geevarughese NM and Ul-Haq R¹¹ recommend minimum 12 air changes per hour, whereas Sadigale O et al.¹⁶ recommend minimum 20 air changes per hour in arthroplasty surgeries.

4.3. HEPA filter

HEPA filters are high efficiency air filtration systems that restrict the passing particles by diffusion, interception, and inertial impaction.²¹ The filtration effectiveness of HEPA filters is around 99.97% of $0.3\text{ }\mu\text{m}$ particles.²² The size of aerosol droplets is $1\text{--}5\text{ }\mu\text{m}$.²¹ Orthopaedic surgeries often involve multiple aerosol generating procedures and HEPA filters with frequent air changes per hour should be helpful by filtering out the aerosol particles from the air. Eight articles recommend use of HEPA filters to reduce the risk of COVID 19 transmission. Ding BTK et al.¹⁰ recommends HEPA filter with minimum 15 air changes per hour. Abdelnasser MK et al.⁵ and Ambrosio et al.⁶ also recommend to add HEPA filters to positive pressure room if negative pressure is not available.

4.4. Separate OR for COVID patients

Seven articles^{5–8,13,19,20} mention and recommend about having separate designated OR for COVID positive or suspected patients. Hospitals should also designate separate specific corridors/walkways for transfer of COVID positive or suspected patients to OR.¹⁰ The pathways to OR should be well defined and proper labelling of corridors is necessary to avoid any confusion. A unidirectional flow of OR staff should be maintained with minimum door opening.

4.5. Surgical team and OR staff management

Twelve out of 16 articles recommend that minimum number of staff members should be kept inside the OR for any surgical procedure.^{5–7,10,11,13–16,18–20,25} Less number of staff will facilitate the implementation of social distancing and also reduce the PPE demand.¹⁸ It is advised that experienced surgeon with highest skill should perform the procedure to avoid prolonged surgical duration and hence exposure time.^{5,7,13,14,16,18} Sadigale O et al.¹⁶ recommend maximum of 8 persons in surgical team with carefully selected personnel based on their experience and familiarity to the procedure. Trained staff and personnel for specific surgeries should be incorporated in the team. Unnecessary movement in the OR complex should be strictly discouraged.⁶ Sales representatives should also not be allowed in OR until strictly needed.^{5,6,14,19,20} Verma V et al.¹⁸ utilized a surgical team including chief surgeon, senior resident, junior resident, and scrub nurse. Barry TWL et al.⁷ utilized minimal personnel in spine surgeries which consisted of the spine surgeon, a resident, one scrub nurse, and one circulating nurse. It is advised to do daily screening and close monitoring of peri-operative teams with temperature assessment to identify early disease.¹⁷ Service BC et al.¹⁷ recommend using surgical teams separated physically performing work on alternate weeks to avoid exposure of the entire staff. If patient is to be operated under GA and intubated, surgical team should not be present inside the OR during intubation and around 20 min after that depending on the air change frequency as intubation is an aerosol generating procedure.^{7,14,16,18}

4.6. Use of personal protective equipment (PPE)

Each article recommends proper use of PPE in operating rooms. The PPE should include surgical gowns, surgical hood (to cover head and neck), facemasks (N95/FFP2) with a face shield/goggles or Powered Air-Purifying Respirator (PAPR) and fluid resistant shoes or boots.^{5,6,26} Association of Advancement of Medical Instrumentation (AAMI) grading classifies surgical gowns on the basis of liquid barrier capacity. Personnel in operating room should use AAMI level III surgical gown. Proper hand hygiene and donning and doffing technique are necessary. Personnel should be vigilant to avoid self-contamination during PPE doffing. N95 or FFP 2 masks have 95% filtration efficiency for particles of size $0.3\text{ }\mu\text{m}$. N95/FFP2 use is essential when operating a suspected or positive patient as routine surgical masks do not provide good protection against aerosols in high risk aerosol generating procedures.¹² A simple surgical mask can however be worn over N-95 to prevent gross contamination. N95 respirator must be checked for not being soiled or damaged before reuse. Full face shield is preferred to protective eye goggles. Multiple surgical masks should also not be used as alternative to N95/FFP2 as it also fails to filter virus loaded particles.⁸ In addition to the type of masks used, the fitting and sizing of the mask is of utmost importance. Only a perfect-sized and well-fitted mask leads to efficient sealing of the respiratory tract. PAPR respirator filters out contaminants from air using a battery powered unit. Ding BTK et al. advise to use PAPR for prolonged surgeries ($>4\text{ h}$) in COVID 19 patients.⁶ However, PAPR's higher cost, reduced visual field, regular requirement of maintenance, difficulties in hearing etc are its disadvantage.

4.7. Aerosol generating procedures (AGPs)

Orthopaedic surgeries involve multiple procedures which generate aerosol. These include use of power drill, oscillating saw, harmonic scalpel, pulse lavage, burr, cautery, reaming etc which are very often utilized. Nogler et al. demonstrated that aerosols spread in up to $6\text{--}8\text{ m}$ are generated by high-speed cutters during revision hip arthroplasty.²⁷ Electro-cautery should be used minimally and in minimum setting possible along with a smoke evacuator.^{5,6,13,15,17–19,26} Power devices like drills, saws, reamers and burr should also be used minimally and the power settings should be as low as possible.^{5–7,9,11,12,15–19} Considering using a Gigli saw, sharp osteotomes, and manual reaming whenever possible.^{15,18} Use of negative pressure OR, HEPA filter and proper PPE is imperative to attenuate cross-infection.¹¹

5. Conclusion

Recommendations include use of negative pressure OR, HEPA filters, dedicated separate OR for COVID positive and suspected patients with well defined separate corridors for transport, avoid aerosol generating procedures wherever possible, minimize the number of assistants and staff and follow strict sanitation protocols after each surgery.

Declaration of competing interest

None.

References

- Li Q, Guan X, Wu P, et al. Early transmission dynamics in Wuhan, China, of novel coronavirus-infected pneumonia. *N Engl J Med*. 2020;382:1199–1207.
- Sun P, Lu X, Xu C, et al. Understanding of COVID-19 based on current evidence. *J Med Virol*. 2020;92:548–551.
- Pinto RP, Ricardo MD, Sousa R, Olivier A. The orthopedic forum. Preparing to

- perform trauma and orthopedic surgery on patients with COVID-19. *J Bone Joint Surg Am.* 2020;102(11):946–950.
4. Livingston EH. Surgery in a time of uncertainty: a need for universal respiratory precautions in the operating room. *J Am Med Assoc.* 2020;323(22):2254–2255.
 5. Abdelnasser MK, Morsy M, Osman AE, et al. COVID-19. An update for orthopedic surgeons. *SICOT J.* 2020;6:24.
 6. Ambrosio L, Vadalà G, Russo F, Papalia R, Denaro V. The role of the orthopaedic surgeon in the COVID-19 era: cautions and perspectives. *J Exp Orthop.* 2020;7(1):35.
 7. Barry TWL, Jeanette TSLJ, Ashokka B, Lopez KG, Thambiah J, Kumar N. In the extraordinary times of coronavirus disease 2019: clinical strategies for performing spinal surgery. *Asian Spine J.* 2020;14(5):721–729.
 8. Casiraghi A, Domenicucci M, Cattaneo S, et al. Operational strategies of a trauma hub in early coronavirus disease 2019 pandemic. *Int Orthop.* 2020;44(8):1511–1518.
 9. de Caro F, Hirschmann TM, Verdonk P. Returning to orthopaedic business as usual after COVID-19: strategies and options. *Knee Surg Sports Traumatol Arthrosc.* 2020;28(6):1699–1704.
 10. Ding BTK, Soh T, Tan BY, et al. Operating in a pandemic: lessons and strategies from an orthopaedic unit at the epicenter of COVID-19 in Singapore. *J Bone Joint Surg Am.* 2020;102(13):e67.
 11. Geevarughese NM, Ul-Haq R. Aerosol generating procedures in orthopaedics and recommended protective gear. *J Clin Orthop Trauma.* 2020. <https://doi.org/10.1016/j.jcot.2020.08.019>.
 12. Hirschmann MT, Hart A, Henckel J, Sadoghi P, Seil R, Mouton C. COVID-19 coronavirus: recommended personal protective equipment for the orthopaedic and trauma surgeon. *Knee Surg Sports Traumatol Arthrosc.* 2020;28(6):1690–1698.
 13. Kenanidis E, Anagnostis P, Arvaniti K, Potoupnis ME, Tsiridis E. Organizing an orthopaedic department during COVID-19 pandemic to mitigate in-hospital transmission: experience from Greece. *Cureus.* 2020;12(6), e8676.
 14. Mi B, Xiong Y, Lin Z, Panayi AC, Chen L, Liu G. COVID-19 orthopaedic safe care toolset: guidelines for the diagnosis and management of patients with fracture and COVID-19. *J Bone Joint Surg Am.* 2020;102(13):1116–1122.
 15. Parvizi J, Gehrke T, Krueger CA, et al. International consensus group (ICM) and research committee of the American association of hip and knee surgeons (AAHKS). Resuming elective orthopaedic surgery during the COVID-19 pandemic: guidelines developed by the international consensus group (ICM). *J Bone Joint Surg Am.* 2020;102(14):1205–1212.
 16. Sadigale O, Bagaria V, Vaishya R. Resuming arthroplasty: a well aligned and a balanced approach in the COVID-19 era. *J Clin Orthop Trauma.* 2020;11(Suppl 4):S423–S425.
 17. Service BC, Collins AP, Crespo A, et al. Medically necessary orthopaedic surgery during the COVID-19 pandemic: safe surgical practices and a classification to guide treatment. *J Bone Joint Surg Am.* 2020;102(14):e76.
 18. Verma V, Nagar M, Jain V, et al. Adapting policy guidelines for spine surgeries during COVID-19 pandemic in view of evolving evidences: an early experience from a tertiary care teaching hospital. *Cureus.* 2020;12(7):e9147.
 19. Wang Y, Zeng L, Yao S, et al. Recommendations of protective measures for orthopedic surgeons during COVID-19 pandemic. *Knee Surg Sports Traumatol Arthrosc.* 2020;28(7):2027–2035.
 20. Stinner DJ, Lebrun C, Hsu JR, Jahangir AA, Mir HR. The orthopaedic trauma service and COVID-19: practice considerations to optimize outcomes and limit exposure. *J Orthop Trauma.* 2020;34(7):333–340.
 21. Schentag JJ, Akers C, Campagna P, Chirayath P. SARS: CLEARING the air. In: institute of medicine (US) forum on microbial threats. In: Knobler S, Mahmoud A, Lemon S, et al., eds. *Learning from SARS: Preparing for the Next Disease Outbreak: Workshop Summary*. Washington (DC): National Academies Press (US); 2004.
 22. Dharan S, Pittet D. Environmental controls in operating theatres. *J Hosp Infect.* 2002;51(2):79–84.
 23. Rodrigues-Pinto R, Sousa R, Oliveira A. Preparing to perform trauma and orthopaedic surgery on patients with COVID-19. *J Bone Joint Surg Am.* 2020;102(11):946–950.
 24. Spagnolo AM, Ottria G, Amicizia D, et al. Operating theatre quality and prevention of surgical site infections. *J Prev Med Hyg.* 2013;54:131–137.
 25. Finnesgard EJ, Pandian TK, Kendrick ML, Farley DR. Do not break up the surgical team!: familiarity and expertise affect operative time in complex surgery. *Am J Surg.* 2018;215:447–449.
 26. Brindle M, Gawande A. Managing COVID-19 in surgical systems. *Ann Surg.* 2020;272:e1–e2.
 27. Nogler M, Lass-Flörl C, Wimmer C, Mayr E, Bach C, Ogon M. Contamination during removal of cement in revision hip arthroplasty. A cadaver study using ultrasound and high-speed cutters. *J Bone Joint Surg Br.* 2003;85(3):436–439.



To read all articles of this issue, you must be a member of ISKSAA.

**If you are already a member of
ISKSAA then please login to access the full issue.**

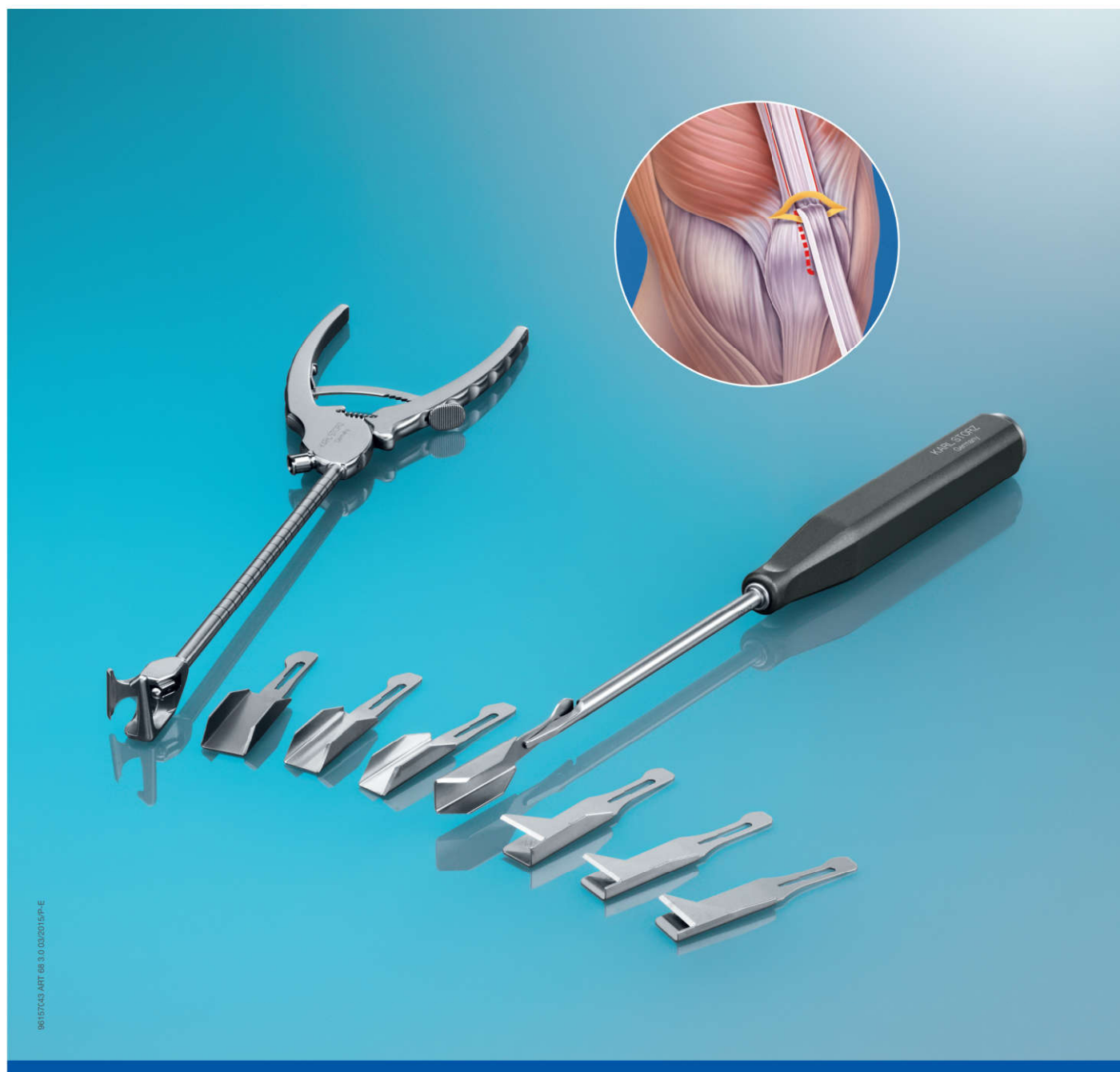




To read all articles of this issue, you must be a member of ISKSAA.

**If you are already a member of
ISKSAA then please login to access the full issue.**





QuadCut

Minimally Invasive Quadriceps Tendon Harvesting

STORZ
KARL STORZ — ENDOSKOPE
THE DIAMOND STANDARD

www.karlstorz.com

Embase®

Trusted resource
for the most comprehensive
biomedical information



ELSEVIER